

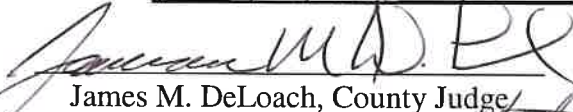
MINUTES OF COUNTY FINANCES
TREASURER'S REPORT

IN THE MATTER OF COUNTY FINANCES
IN THE HANDS OF JERRY YARBROUGH
TREASURER OF LAMB COUNTY, TEXAS


COMMISSIONER'S COURT
LAMB COUNTY, TEXAS
IN REGULAR SESSION,
2ND QUARTER 2018

1ST QUARTER 2017-2018


IN ACCORDANCE with Section 114.026, Local Government Code, we, the undersigned, constituting the entire Commissioners Court of said County, certify that on the 26th day of February, 2018, at the Regular term of Court, we compared and examined the quarterly report of JERRY YARBROUGH, Treasurer of Lamb County, Texas for the 1st quarter, 2017-2018, and finding the same correct, entered an order in the Minutes approving said Report, which states total cash and other assets on hand as \$ 6,188,563.16.


James M. DeLoach, County Judge


Cory DeBerry, Commissioner Pct. 1


Kent Lewis, Commissioner, Pct. 2

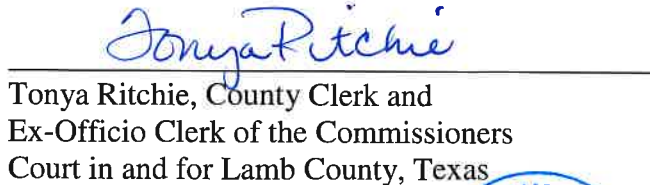

Danny Short, Commissioner Pct. 3


Jimmy Young, Commissioner, Pct. 4

SWORN TO AND SUBSCRIBED BEFORE ME, by James M. DeLoach, County Judge, and County Commissioners of said Lamb County, each respectively, on this the 26th day of February, A. D., 2018.


Attest: Tonya Ritchie, County Clerk

FILED FOR RECORD THIS 26th DAY OF February, A.D. 2018, and recorded on the 26th day of February, A.D. 2018.


Tonya Ritchie, County Clerk and
Ex-Officio Clerk of the Commissioners
Court in and for Lamb County, Texas

By: _____
Deputy



TONYA RITCHIE
COUNTY CLERK LAMB CO. TX

2018 FEB 26 A 11:05

FILED FOR RECORD

QUARTERLY REPORT FOR PERIOD ENDING DECEMBER 31, 2017

SUBMITTED TO: COMMISSIONERS' COURT, LAMB COUNTY

PREPARED AND SUBMITTED BY: JERRY YARBROUGH
INVESTMENT OFFICER
COUNTY TREASURER


Signature

This report is made in accordance with provisions of Government Code 2256, the public Funds Investment Act, which requires quarterly reporting of investment transactions for the county funds to the commissioners' court. The investments held in Lamb County's portfolio comply with the Public Funds Investment Act and with the County's investment policy and strategies.

The cash availability in each account is monitored daily. The goal in each account is to maintain adequate monies to cover usual and customary monthly expenditures in each fund.

LAMB COUNTY

4TH QUARTER

ENDING

DECEMBER 31, 2017

QUARTERLY INVESTMENT REPORT

4TH QUARTER 2017

THE CASH IN OUR OPERATING ACCOUNTS (AIM BANK) IS MONITORED DAILY. ALL FUNDS ARE FIRST BASED ON THE NINETY DAY TREASURY BILL RATE ADJUSTED MONTHLY ON THE FIRST TUESDAY OF EACH MONTH.

AIM BANK

	<u>Amount on Deposit (All Accts.)</u>	<u>Interest Earned</u>	<u>Rate</u>
October	\$3,924,657.71	\$3,726.35	0.50%
November	\$6,214,548.34	\$6,796.69	0.50%
December	\$5,462,668.10	\$6,940.08	0.50%

Investors Cash Trust

	<u>Amount on Deposit</u>	<u>Interest Earned</u>	<u>Rate</u>
October	\$0.00	\$0.00	0.00%
November	\$0.00	\$0.00	0.00%
December	\$0.00	\$0.00	0.00%

TEXPOOL

	<u>Amount on Deposit</u>	<u>Interest Earned</u>	<u>Rate</u>
October	\$0.00	\$0.00	0.00%
November	\$0.00	\$0.00	0.00%
December	\$0.00	\$0.00	0.00%

Total interest earned for this quarter: \$18,723.71

Total interest earned Year to date: \$18,723.71

October 2017 through September 2018

FUND-ACCT. NO.	ACCOUNT NAME	CASH	INVESTMENTS	FUND TOTAL
010-GENERAL FUND				
=====				
010-1001	CLAIM ON CASH-GENERAL FUND	3,988,289.54		
010-1103	POOLED INVESTMENTS		0.00	
010-1105	TEXPOOL - GENERAL		0.00	
	TOTAL 010-GENERAL FUND	<u>3,988,289.54</u>	<u>0.00</u>	<u>3,988,289.54</u>
021-ROAD & BRIDGE 1				
=====				
021-1001	CLAIM ON CASH-R&B 1	272,315.15		
021-1103	POOLED INVESTMENTS		0.00	
021-1105	TEXPOOL - PRECINCT 1		0.00	
	TOTAL 021-ROAD & BRIDGE 1	<u>272,315.15</u>	<u>0.00</u>	<u>272,315.15</u>
022-ROAD & BRIDGE 2				
=====				
022-1001	CLAIM ON CASH-R&B 2	180,949.13		
022-1103	POOLED INVESTMENTS		0.00	
022-1105	INVESTMENT CD		0.00	
	TOTAL 022-ROAD & BRIDGE 2	<u>180,949.13</u>	<u>0.00</u>	<u>180,949.13</u>
023-ROAD & BRIDGE 3				
=====				
023-1001	CLAIM ON CASH-R&B 3	44,898.27		
023-1103	POOLED INVESTMENTS		0.00	
023-1105	INVESTMENT CD		0.00	
	TOTAL 023-ROAD & BRIDGE 3	<u>44,898.27</u>	<u>0.00</u>	<u>44,898.27</u>
024-ROAD & BRIDGE 4				
=====				
024-1001	CLAIM ON CASH-R&B 4	358,796.87		
024-1103	POOLED INVESTMENTS		0.00	
024-1105	INVESTMENT CD		0.00	
	TOTAL 024-ROAD & BRIDGE 4	<u>358,796.87</u>	<u>0.00</u>	<u>358,796.87</u>
055-LAMB HEALTHCARE CENTER				
=====				
055-1000	HOSPITAL CASH	208,395.75		
055-1001	LAMB CO HOSPITAL CASH	0.00		
055-1103	SECURITY STATE CD		0.00	
055-1105	TEXPOOL - HOSPITAL		0.00	
	TOTAL 055-LAMB HEALTHCARE CENTER	<u>208,395.75</u>	<u>0.00</u>	<u>208,395.75</u>

FUND-ACCT. NO.	ACCOUNT NAME	CASH	INVESTMENTS	FUND TOTAL
056-BAIL BOND BOARD ACCOUNT				
=====				
056-1001	CLAIM ON CASH-BAIL BOND (APPLI	6,377.66		
	TOTAL 056-BAIL BOND BOARD ACCOUNT	6,377.66	0.00	6,377.66
057-JURY FUND				
=====				
057-1001	CLAIM ON CASH-JURY FUND	35,567.02		
057-1103	POOLED INVESTMENTS		0.00	
057-1105	INVESTMENT		0.00	
	TOTAL 057-JURY FUND	35,567.02	0.00	35,567.02
059-GRANTS FUND				
=====				
059-1001	CLAIM ON CASH-GRANT FUND	(96,276.93)		
	TOTAL 059-GRANTS FUND	(96,276.93)	0.00	(96,276.93)
060-LIBRARY GRANTS				
=====				
060-1001	CLAIM ON CASH-LIBRARY GRANTS	0.00		
	TOTAL 060-LIBRARY GRANTS	0.00	0.00	0.00
062-TEXAS CAPITAL FUND GRANT				
=====				
062-1000	TEXAS CAPITAL FUND GRANT CASH	0.00		
	TOTAL 062-TEXAS CAPITAL FUND GRANT	0.00	0.00	0.00
063-EDA GRANT				
=====				
063-1001	CLAIM ON CASH-EDA GRANT	0.00		
	TOTAL 063-EDA GRANT	0.00	0.00	0.00
083-CHILD ABUSE PREV/FAM PROT				
=====				
083-1001	CLAIM ON CASH-CHILD ABUSE/FAM	9,545.00		
	TOTAL 083-CHILD ABUSE PREV/FAM PROT	9,545.00	0.00	9,545.00
084-COURT HOUSE SECURITY				
=====				
084-1001	CLAIM ON CASH-COURT HOUSE SECU	31,680.50		
084-1103	POOLED INVESTMENTS		0.00	
	TOTAL 084-COURT HOUSE SECURITY	31,680.50	0.00	31,680.50
085-COMM COURT RECORDS PRES				
=====				
085-1001	CLAIM ON CASH-CC RECORDS PRES	1,042.49		
085-1103	POOLED INVESTMENTS		0.00	
	TOTAL 085-COMM COURT RECORDS PRES	1,042.49	0.00	1,042.49

LAMB COUNTY, TEXAS
 CASH & INVESTMENTS BY FUND
 AS OF: DECEMBER 31ST, 2017

FUND-ACCT. NO.	ACCOUNT NAME	CASH	INVESTMENTS	FUND TOTAL
086-COUNTY CLERK RECORDS PRES =====				
086-1001	CLAIM ON CASH-CO CLERK RECORDS	4,490.88		
086-1103	POOLED INVESTMENTS		0.00	
TOTAL 086-COUNTY CLERK RECORDS PRES		4,490.88	0.00	4,490.88
087-DIST CLERK RECORDS PRES =====				
087-1001	CLAIM ON CASH-DIST CLERK RECOR	7,882.67		
087-1103	POOLED INVESTMENTS		0.00	
TOTAL 087-DIST CLERK RECORDS PRES		7,882.67	0.00	7,882.67
088-COUNTY & DISTRICT TECH FU =====				
088-1001	CLAIM ON CASH-CO & DIST TECH	2,712.19		
TOTAL 088-COUNTY & DISTRICT TECH FU		2,712.19	0.00	2,712.19
089-DIST COURTS TECH/ARCHIVE =====				
089-1001	CLAIM ON CASH-DIST COURT ARCHI	7,646.08		
TOTAL 089-DIST COURTS TECH/ARCHIVE		7,646.08	0.00	7,646.08
131-JP TECHNOLOGY FUND =====				
131-1001	CLAIM ON CASH-JP TECHNOLOGY	24,353.38		
131-1103	POOLED INVESTMENTS		0.00	
TOTAL 131-JP TECHNOLOGY FUND		24,353.38	0.00	24,353.38
133-JP SECURITY FUND =====				
133-1001	CLAIM ON CASH-JP SECURITY	14,232.89		
133-1103	POOLED INVESTMENTS		0.00	
TOTAL 133-JP SECURITY FUND		14,232.89	0.00	14,232.89
140-JUVENILE PROBATION FUND =====				
140-1001	CLAIM ON CASH-JUV PROBATION	(43,465.80)		
140-1003	JPO RESTITUTION ACCT	0.00		
TOTAL 140-JUVENILE PROBATION FUND		(43,465.80)	0.00	(43,465.80)
141-JPO-GRANT FUND =====				
141-1001	CLAIM ON CASH-STAND GRANT	(32,796.30)		
TOTAL 141-JPO-GRANT FUND		(32,796.30)	0.00	(32,796.30)

FUND-ACCT. NO.	ACCOUNT NAME	CASH	INVESTMENTS	FUND TOTAL
<u>142-TITLE IV-E FUND</u>				
=====				
142-1000	IV-E CASH ACCOUNT	53,595.56		
142-1001	CLAIM ON CASH- IV-E	0.00		
	TOTAL 142-TITLE IV-E FUND	<u>53,595.56</u>	<u>0.00</u>	<u>53,595.56</u>
<u>144-JPO-STATE AID</u>				
=====				
144-1001	CLAIM ON CASH-JPO STATE AID	14,699.52		
	TOTAL 144-JPO-STATE AID	<u>14,699.52</u>	<u>0.00</u>	<u>14,699.52</u>
<u>150-CO CLERK ELECTION ADMIN</u>				
=====				
150-1001	CLAIM ON CASH-ELECTION ADMIN	3,323.41		
	TOTAL 150-CO CLERK ELECTION ADMIN	<u>3,323.41</u>	<u>0.00</u>	<u>3,323.41</u>
<u>151-CO CLERK RECORDS ARCHIVE</u>				
=====				
151-1001	CLAIM ON CASH-CO CLERK ARCHIVE	101,241.10		
	TOTAL 151-CO CLERK RECORDS ARCHIVE	<u>101,241.10</u>	<u>0.00</u>	<u>101,241.10</u>
<u>165-TAX A/C- VOTER REG FUND</u>				
=====				
165-1000	CASH-TAX A/C VOTER REG ACCT	6.94		
	TOTAL 165-TAX A/C- VOTER REG FUND	<u>6.94</u>	<u>0.00</u>	<u>6.94</u>
<u>171-VCLG GRANT</u>				
=====				
171-1001	CLAIM ON CASH-VCLG GRANT	(4,972.97)		
	TOTAL 171-VCLG GRANT	<u>(4,972.97)</u>	<u>0.00</u>	<u>(4,972.97)</u>
<u>173-PRE-TRIAL DIVERSION</u>				
=====				
173-1001	CLAIM ON CASH-PRE-TRIAL DIVERS	65,204.17		
173-1103	POOLED INVESTMENTS		0.00	
	TOTAL 173-PRE-TRIAL DIVERSION	<u>65,204.17</u>	<u>0.00</u>	<u>65,204.17</u>
<u>174-DWI VIDEO FUND</u>				
=====				
174-1001	CLAIM ON CASH-DWI VIDEO	4,292.52		
	TOTAL 174-DWI VIDEO FUND	<u>4,292.52</u>	<u>0.00</u>	<u>4,292.52</u>
<u>175-CO ATTY DRUG FORFEITURE</u>				
=====				
175-1000	CO ATTY DRUG FORFEITURE ACCT	62,553.32		
175-1001	CLAIM ON CASH-CA FORFEITURE	(4,367.47)		
	TOTAL 175-CO ATTY DRUG FORFEITURE	<u>58,185.85</u>	<u>0.00</u>	<u>58,185.85</u>

FUND-ACCT. NO.	ACCOUNT NAME	CASH	INVESTMENTS	FUND TOTAL
<u>176-CO ATTY HOT CK FEE FUND</u>				
=====				
176-1000	CO ATTY HOT CHECK FEE FUND	6,698.31		
176-1001	CLAIM ON CASH-HOT CK FEE FUND	(3,105.71)		
	TOTAL 176-CO ATTY HOT CK FEE FUND	3,592.60	0.00	3,592.60
<u>180-SHERIFF COMMISSARY FUND</u>				
=====				
180-1000	SHERIFF COMMISSARY ACCT	34,893.90		
	TOTAL 180-SHERIFF COMMISSARY FUND	34,893.90	0.00	34,893.90
<u>181-SHERIFF FORFEITURE-STATE</u>				
=====				
181-1000	SHERIFF FORFEITURE-STATE CASH	81,485.81		
	TOTAL 181-SHERIFF FORFEITURE-STATE	81,485.81	0.00	81,485.81
<u>182-SHERIFF FORFEITURE-FEDERA</u>				
=====				
182-1000	SHERIFF FOREFITURE-FED CASH	0.00		
	TOTAL 182-SHERIFF FORFEITURE-FEDERA	0.00	0.00	0.00
<u>190-COUNTY LIBRARY-LITTLEFIEL</u>				
=====				
190-1000	LFD-LAMB CO LIBRARY ADV BOARD	0.00		
190-1001	CLAIM ON CASH-LFD LIBRARY	3,062.11		
	TOTAL 190-COUNTY LIBRARY-LITTLEFIEL	3,062.11	0.00	3,062.11
<u>191-OLTON LIBRARY</u>				
=====				
191-1000	OLTON LIBRARY LOCAL DONATIONS	0.00		
191-1001	CLAIM ON CASH-OLT LIBRARY	5,374.05		
	TOTAL 191-OLTON LIBRARY	5,374.05	0.00	5,374.05
<u>195-HISTORICAL COMMISSION</u>				
=====				
195-1001	CLAIM ON CASH-HISTORICAL COMMI	8.47		
	TOTAL 195-HISTORICAL COMMISSION	8.47	0.00	8.47
<u>301-CAPITAL PROJECTS</u>				
=====				
301-1001	CLAIM ON CASH-CAP PROJECTS	0.00		
301-1103	POOLED INVESTMENTS		0.00	
	TOTAL 301-CAPITAL PROJECTS	0.00	0.00	0.00

LAMB COUNTY, TEXAS
 CASH & INVESTMENTS BY FUND
 AS OF: DECEMBER 31ST, 2017

FUND-ACCT. NO.	ACCOUNT NAME	CASH	INVESTMENTS	FUND TOTAL
502-DISTRICT CLERK				
=====				
502-1002	DIST CLERK ACCOUNT	340,197.85		
502-1004	DIST CLERK-CIVIL FEES	13,059.01		
502-1005	DIST CLERK-CRIMINAL FEES	4,941.61		
502-1006	DISTRICT CLERK TRUST ACCOUNTS	23,288.67		
	TOTAL 502-DISTRICT CLERK	381,487.14	0.00	381,487.14
504-COUNTY CLERK				
=====				
504-1002	CO CLERK CASH BOND-CRIMINAL	17,984.00		
504-1004	CO CLERK-GENERAL FUND CASH	204.10		
504-1005	CO CLERK-CRIM PARTIAL PMT	8,127.71		
504-1006	CO CLERK-TRUST ACCOUNTS	0.00		
	TOTAL 504-COUNTY CLERK	26,315.81	0.00	26,315.81
505-TAX ACCESSOR/COLLECTOR				
=====				
505-1004	TAX A/C- AUTO ACCT AIM BANK	115,884.53		
505-1005	TAX A/C- AUTO ACCT FIRST UNITE	105.59		
505-1006	TAX A/C-AUTO ACCT HAPPY STATE	10.11		
505-1007	TAX A/C- TAX ACCOUNT	5,164.16		
505-1008	TAX A/C- ESCROW ACCOUNT	1,952.23		
	TOTAL 505-TAX ACCESSOR/COLLECTOR	123,116.62	0.00	123,116.62
506-COUNTY TREASURER				
=====				
506-1002	LAMB CO CAFETERIA PLAN ACCT	2,165.12		
506-1006	SPADE ACCOUNT-GRANT	0.00		
506-1007	CASH-LAMB CO BAIL BONDS ACCT	13,511.46		
506-1008	TREAS CASH BOND ACCOUNT	17,000.00		
	TOTAL 506-COUNTY TREASURER	32,676.58	0.00	32,676.58
507-COUNTY ATTORNEY				
=====				
507-1006	CO ATTY SEIZURE ACCOUNT	19,253.52		
507-1007	CO ATTY TRUST HOT CHECK FUND	576.99		
	TOTAL 507-COUNTY ATTORNEY	19,830.51	0.00	19,830.51
509-ADULT PROBATION				
=====				
509-1002	154th J.D. -PTAF CASH ACCOUNT	6,631.00		
509-1004	LAMB COUNTY PTAF-CASH ACCOUNT	0.00		
	TOTAL 509-ADULT PROBATION	6,631.00	0.00	6,631.00

FUND-ACCT. NO.	ACCOUNT NAME	CASH	INVESTMENTS	FUND TOTAL
511-JUSTICE OF THE PEACE				
=====				
511-1011	JP 1 CASH ACCOUNT	2,023.54		
511-1012	JP 2 CASH ACCOUNT	0.00		
511-1013	JP 3 CASH ACCOUNT	(1,117.56)		
511-1014	JP 4 CASH ACCOUNT	4,399.54		
	TOTAL 511-JUSTICE OF THE PEACE	5,305.52	0.00	5,305.52
515-SHERIFF				
=====				
515-1003	SHERIFF BOND FEES-0244716	0.00		
515-1006	SHERIFF SEIZURE-STATE CASH	1.00		
515-1007	SHERIFF PETTY CASH ACCT	0.00		
515-1008	SHERIFF LEOSE CASH ACCOUNT	7,454.17		
515-1009	SHERIFF PRISONER TRUST CASH	11,099.21		
515-1010	SHERIFF UNCLAIMED PRISONER ACC	0.00		
515-1011	SHERIFF TRUST ACCOUNT	1,341.83		
515-1013	SHERIFF TOYS FOR KIDS CASH ACC	9,622.48		
	TOTAL 515-SHERIFF	29,518.69	0.00	29,518.69
600-CSCD-BASIC SUPERVISION				
=====				
600-1000	CSCD CASH-AIM BANK	0.00		
600-1001	CLAIM ON CASH-CSCD BASIC SUPER	88,554.61		
	TOTAL 600-CSCD-BASIC SUPERVISION	88,554.61	0.00	88,554.61
601-CSCD-CCP COMMUNITY CORRE				
=====				
601-1000	CCP COMMUNITY CORRECTIONS	0.00		
601-1001	CLAIM ON CASH-CSCD CCP COMMUNI	7,042.34		
	TOTAL 601-CSCD-CCP COMMUNITY CORRE	7,042.34	0.00	7,042.34
603-CSCD-DP				
=====				
603-1001	CLAIM ON CASH-DP	17,445.80		
	TOTAL 603-CSCD-DP	17,445.80	0.00	17,445.80
801-DEBT SERVICE				
=====				
801-1001	CLAIM ON CASH-DEBT SERVICE	9.06		
801-1103	POOLED INVESTMENTS		0.00	
801-1105	DEBT SERVICE INVESTMENT		0.00	
	TOTAL 801-DEBT SERVICE	9.06	0.00	9.06
TOTAL CASH & INVESTMENTS				
		6,188,563.16	0.00	6,188,563.16
		=====	=====	=====

*** END OF REPORT ***

GENERAL LEDGER

CASH ANALYSIS

ACCOUNT RECAP TOTALS

GENERAL FUNDS & ALL DEPARTMENTS	\$ 6,088,460.40
JPO, TITLE IV-E, LAMB COUNTY 4-H ACTION VCLG & CSCD	\$ 100,102.76
TOTAL	\$ 6,188,563.16

		BEGINNING BALANCE	TOTAL DEBITS	TOTAL CREDITS	ENDING BALANCE	AVERAGE DAILY BALANCE
GENERAL FUND						
010-1001	CLAIM ON CASH-GE	2,189,597.02	3,916,793.48	2,118,100.96CR	3,988,289.54	4,275,344.24
010-1105	TEXPOOL - GENERA	0.00	0.00	0.00	0.00	0.00
	FUND 010 TOTAL	2,189,597.02	3,916,793.48	2,118,100.96CR	3,988,289.54	4,275,344.24
ROAD & BRIDGE 1						
021-1001	CLAIM ON CASH-R&	194,352.69	148,885.03	70,922.57CR	272,315.15	280,051.04
021-1105	TEXPOOL - PRECIN	0.00	0.00	0.00	0.00	0.00
	FUND 021 TOTAL	194,352.69	148,885.03	70,922.57CR	272,315.15	280,051.04
ROAD & BRIDGE 2						
022-1001	CLAIM ON CASH-R&	152,546.68	148,568.04	120,165.59CR	180,949.13	212,372.19
	FUND 022 TOTAL	152,546.68	148,568.04	120,165.59CR	180,949.13	212,372.19
ROAD & BRIDGE 3						
023-1001	CLAIM ON CASH-R&	92,953.80	286,291.20	334,346.73CR	44,898.27	49,469.52
	FUND 023 TOTAL	92,953.80	286,291.20	334,346.73CR	44,898.27	49,469.52
ROAD & BRIDGE 4						
024-1001	CLAIM ON CASH-R&	447,270.99	149,602.89	238,077.01CR	358,796.87	414,168.74
	FUND 024 TOTAL	447,270.99	149,602.89	238,077.01CR	358,796.87	414,168.74
LAMB HEALTHCARE CENTER						
055-1000	HOSPITAL CASH	310,961.12	2,980,191.36	3,082,756.73CR	208,395.75	161,172.88
055-1105	TEXPOOL - HOSPIT	0.00	0.00	0.00	0.00	0.00
	FUND 055 TOTAL	310,961.12	2,980,191.36	3,082,756.73CR	208,395.75	161,172.88
BAIL BOND BOARD ACCOUNT						
056-1001	CLAIM ON CASH-BA	6,353.75	31.42	7.51CR	6,377.66	6,366.60
	FUND 056 TOTAL	6,353.75	31.42	7.51CR	6,377.66	6,366.60
JURY FUND						
057-1001	CLAIM ON CASH-JU	37,163.27	9,129.76	10,726.01CR	35,567.02	36,045.20
	FUND 057 TOTAL	37,163.27	9,129.76	10,726.01CR	35,567.02	36,045.20

		BEGINNING BALANCE	TOTAL DEBITS	TOTAL CREDITS	ENDING BALANCE	AVERAGE DAILY BALANCE
GRANTS FUND						
059-1001	CLAIM ON CASH-GR	96,276.93CR	0.00	0.00	96,276.93CR	96,276.93CR
	FUND 059 TOTAL	96,276.93CR	0.00	0.00	96,276.93CR	96,276.93CR
LIBRARY GRANTS						
060-1001	CLAIM ON CASH-LI	0.00	0.00	0.00	0.00	0.00
	FUND 060 TOTAL	0.00	0.00	0.00	0.00	0.00
EMERGENCY FOOD & SHELTER						
061-1000	PUBLIC ASST FOOD	0.00	0.00	0.00	0.00	0.00
	FUND 061 TOTAL	0.00	0.00	0.00	0.00	0.00
TEXAS CAPITAL FUND GRANT						
062-1000	TEXAS CAPITAL FU	0.00	194,800.86	194,800.86CR	0.00	15,709.75
	FUND 062 TOTAL	0.00	194,800.86	194,800.86CR	0.00	15,709.75
EDA GRANT						
063-1001	CLAIM ON CASH-ED	0.00	0.00	0.00	0.00	0.00
	FUND 063 TOTAL	0.00	0.00	0.00	0.00	0.00
CHILD ABUSE PREV/FAM PROT						
083-1001	CLAIM ON CASH-CH	9,485.00	60.00	0.00	9,545.00	9,522.74
	FUND 083 TOTAL	9,485.00	60.00	0.00	9,545.00	9,522.74
COURT HOUSE SECURITY						
084-1001	CLAIM ON CASH-CO	30,546.67	1,450.92	317.09CR	31,680.50	31,094.41
	FUND 084 TOTAL	30,546.67	1,450.92	317.09CR	31,680.50	31,094.41
COMM COURT RECORDS PRES						
085-1001	CLAIM ON CASH-CC	110.06	937.02	4.59CR	1,042.49	556.09
	FUND 085 TOTAL	110.06	937.02	4.59CR	1,042.49	556.09

	BEGINNING BALANCE	TOTAL DEBITS	TOTAL CREDITS	ENDING BALANCE	AVERAGE DAILY BALANCE
COUNTY CLERK RECORDS PRES					
086-1001 CLAIM ON CASH-CO	684.97	3,875.91	70.00CR	4,490.88	2,575.63
FUND 086 TOTAL	684.97	3,875.91	70.00CR	4,490.88	2,575.63
DIST CLERK RECORDS PRES					
087-1001 CLAIM ON CASH-DI	7,674.57	215.80	7.70CR	7,882.67	7,767.89
FUND 087 TOTAL	7,674.57	215.80	7.70CR	7,882.67	7,767.89
COUNTY & DISTRICT TECH FU					
088-1001 CLAIM ON CASH-CO	2,636.68	78.14	2.63CR	2,712.19	2,681.11
FUND 088 TOTAL	2,636.68	78.14	2.63CR	2,712.19	2,681.11
DIST COURTS TECH/ARCHIVE					
089-1001 CLAIM ON CASH-DI	7,411.41	242.09	7.42CR	7,646.08	7,513.85
FUND 089 TOTAL	7,411.41	242.09	7.42CR	7,646.08	7,513.85
JP TECHNOLOGY FUND					
131-1001 CLAIM ON CASH-JP	23,390.86	985.96	23.44CR	24,353.38	23,875.04
FUND 131 TOTAL	23,390.86	985.96	23.44CR	24,353.38	23,875.04
JP SECURITY FUND					
133-1001 CLAIM ON CASH-JP	13,958.32	288.71	14.14CR	14,232.89	14,095.81
FUND 133 TOTAL	13,958.32	288.71	14.14CR	14,232.89	14,095.81
CO CLERK ELECTION ADMIN					
150-1001 CLAIM ON CASH-EL	3,311.56	15.23	3.38CR	3,323.41	3,317.65
FUND 150 TOTAL	3,311.56	15.23	3.38CR	3,323.41	3,317.65
CO CLERK RECORDS ARCHIVE					
151-1001 CLAIM ON CASH-CO	97,248.74	4,088.74	96.38CR	101,241.10	99,231.25
FUND 151 TOTAL	97,248.74	4,088.74	96.38CR	101,241.10	99,231.25

	BEGINNING BALANCE	TOTAL DEBITS	TOTAL CREDITS	ENDING BALANCE	AVERAGE DAILY BALANCE
TAX A/C- VOTER REG FUND					
165-1000 CASH-TAX A/C VOT	6.93	0.01	0.00	6.94	6.94
FUND 165 TOTAL	6.93	0.01	0.00	6.94	6.94
PRE-TRIAL DIVERSION					
173-1001 CLAIM ON CASH-PR	65,290.30	2,077.40	2,163.53CR	65,204.17	64,428.86
FUND 173 TOTAL	65,290.30	2,077.40	2,163.53CR	65,204.17	64,428.86
DWI VIDEO FUND					
174-1001 CLAIM ON CASH-DW	4,216.60	80.18	4.26CR	4,292.52	4,245.81
FUND 174 TOTAL	4,216.60	80.18	4.26CR	4,292.52	4,245.81
CO ATTY DRUG FORFEITURE					
175-1000 CO ATTY DRUG FOR	62,553.32	0.00	0.00	62,553.32	62,553.32
175-1001 CLAIM ON CASH-CA	4,367.47CR	0.00	0.00	4,367.47CR	4,367.47CR
FUND 175 TOTAL	58,185.85	0.00	0.00	58,185.85	58,185.85
CO ATTY HOT CK FEE FUND					
176-1000 CO ATTY HOT CHEC	6,690.65	1,150.16	1,142.50CR	6,698.31	6,698.31
176-1001 CLAIM ON CASH-HO	3,105.71CR	0.00	0.00	3,105.71CR	3,105.71CR
FUND 176 TOTAL	3,584.94	1,150.16	1,142.50CR	3,592.60	3,592.60
SHERIFF COMMISSARY FUND					
180-1000 SHERIFF COMMISSA	34,997.78	69.68	173.56CR	34,893.90	34,896.22
FUND 180 TOTAL	34,997.78	69.68	173.56CR	34,893.90	34,896.22
SHERIFF FORFEITURE-STATE					
181-1000 SHERIFF FORFEITU	81,392.67	93.14	0.00	81,485.81	81,485.81
FUND 181 TOTAL	81,392.67	93.14	0.00	81,485.81	81,485.81
SHERIFF FORFEITURE-FEDERA					
182-1000 SHERIFF FOREFITU	0.00	0.00	0.00	0.00	0.00
FUND 182 TOTAL	0.00	0.00	0.00	0.00	0.00

		BEGINNING BALANCE	TOTAL DEBITS	TOTAL CREDITS	ENDING BALANCE	AVERAGE DAILY BALANCE
COUNTY LIBRARY-LITTLEFIEL						
190-1000	LFD-LAMB CO LIBR	0.00	0.00	0.00	0.00	0.00
190-1001	CLAIM ON CASH-LF	1,911.93	1,567.00	416.82CR	3,062.11	2,895.20
	FUND 190 TOTAL	1,911.93	1,567.00	416.82CR	3,062.11	2,895.20
OLTON LIBRARY						
191-1000	OLTON LIBRARY LO	0.00	0.00	0.00	0.00	0.00
191-1001	CLAIM ON CASH-OL	5,543.49	0.00	169.44CR	5,374.05	5,454.02
	FUND 191 TOTAL	5,543.49	0.00	169.44CR	5,374.05	5,454.02
HISTORICAL COMMISSION						
195-1001	CLAIM ON CASH-HI	8.47	0.00	0.00	8.47	8.47
	FUND 195 TOTAL	8.47	0.00	0.00	8.47	8.47
CAPITAL PROJECTS						
301-1001	CLAIM ON CASH-CA	0.00	0.00	0.00	0.00	0.00
	FUND 301 TOTAL	0.00	0.00	0.00	0.00	0.00
DISTRICT CLERK						
502-1002	DIST CLERK ACCOU	320,267.85	21,430.00	1,500.00CR	340,197.85	339,359.14
502-1004	DIST CLERK-CIVIL	9,897.52	5,829.49	2,668.00CR	13,059.01	11,542.40
502-1005	DIST CLERK-CRIMI	2,333.34	4,364.52	1,756.25CR	4,941.61	3,612.79
502-1006	DISTRICT CLERK T	23,288.67	0.00	0.00	23,288.67	23,288.67
	FUND 502 TOTAL	355,787.38	31,624.01	5,924.25CR	381,487.14	377,803.00
COUNTY CLERK						
504-1002	CO CLERK CASH BO	17,984.00	0.00	0.00	17,984.00	17,984.00
504-1003	CO CLERK CASH BO	0.00	0.00	0.00	0.00	0.00
504-1004	CO CLERK-GENERAL	204.10	0.00	0.00	204.10	204.10
504-1005	CO CLERK-CRIM PA	1,674.32	6,853.39	400.00CR	8,127.71	6,983.74
504-1006	CO CLERK-TRUST A	0.00	0.00	0.00	0.00	0.00
	FUND 504 TOTAL	19,862.42	6,853.39	400.00CR	26,315.81	25,171.84
TAX ACCESSOR/COLLECTOR						
505-1004	TAX A/C- AUTO AC	106,321.18	9,607.35	44.00CR	115,884.53	115,884.53

		BEGINNING BALANCE	TOTAL DEBITS	TOTAL CREDITS	ENDING BALANCE	AVERAGE DAILY BALANCE
505-1005	TAX A/C- AUTO AC	105.59	0.00	0.00	105.59	105.59
505-1006	TAX A/C-AUTO ACC	10.11	0.00	0.00	10.11	10.11
505-1007	TAX A/C- TAX ACC	5,164.22	71.85	71.91CR	5,164.16	5,164.94
505-1008	TAX A/C- ESCROW	1,947.76	4.47	0.00	1,952.23	1,951.15
	FUND 505 TOTAL	113,548.86	9,683.67	115.91CR	123,116.62	123,116.32
COUNTY TREASURER						
506-1002	LAMB CO CAFETERI	7,152.43	4,926.90	9,914.21CR	2,165.12	4,676.25
506-1006	SPADE ACCOUNT-GR	0.00	0.00	0.00	0.00	0.00
506-1007	CASH-LAMB CO BAI	13,464.32	47.14	0.00	13,511.46	13,488.51
506-1008	TREAS CASH BOND	15,000.00	3,500.00	1,500.00CR	17,000.00	15,717.74
	FUND 506 TOTAL	35,616.75	8,474.04	11,414.21CR	32,676.58	33,882.50
COUNTY ATTORNEY						
507-1006	CO ATTY SEIZURE	19,253.52	0.00	0.00	19,253.52	19,253.52
507-1007	CO ATTY TRUST HO	576.99	0.00	0.00	576.99	576.99
	FUND 507 TOTAL	19,830.51	0.00	0.00	19,830.51	19,830.51
ADULT PROBATION						
509-1002	154th J.D. -PTAF	6,631.00	0.00	0.00	6,631.00	6,631.00
509-1004	LAMB COUNTY PTAF	0.00	0.00	0.00	0.00	0.00
	FUND 509 TOTAL	6,631.00	0.00	0.00	6,631.00	6,631.00
JUSTICE OF THE PEACE						
511-1011	JP 1 CASH ACCOUN	1,571.48	2,849.93	2,397.87CR	2,023.54	1,634.58
511-1012	JP 2 CASH ACCOUN	565.00	565.00	1,130.00CR	0.00	0.00
511-1013	JP 3 CASH ACCOUN	3,445.82	68,826.07	73,389.45CR	1,117.56CR	609.72
511-1014	JP 4 CASH ACCOUN	4,576.87	8,151.62	8,328.95CR	4,399.54	1,787.67
	FUND 511 TOTAL	10,159.17	80,392.62	85,246.27CR	5,305.52	4,031.97
SHERIFF						
515-1003	SHERIFF BOND FEE	0.00	0.00	0.00	0.00	0.00
515-1006	SHERIFF SEIZURE-	1.00	0.00	0.00	1.00	1.00
515-1007	SHERIFF PETTY CA	0.00	0.00	0.00	0.00	0.00
515-1008	SHERIFF LEOSE CA	7,437.11	17.06	0.00	7,454.17	7,450.03
515-1009	SHERIFF PRISONER	11,088.13	219.57	208.49CR	11,099.21	11,101.46

	BEGINNING BALANCE	TOTAL DEBITS	TOTAL CREDITS	ENDING BALANCE	AVERAGE DAILY BALANCE
515-1010 SHERIFF UNCLAI ME	0.00	0.00	0.00	0.00	0.00
515-1011 SHERIFF TRUST AC	1,341.83	0.00	0.00	1,341.83	1,341.83
515-1013 SHERIFF TOYS FOR	9,611.48	11.00	0.00	9,622.48	9,622.48
FUND 515 TOTAL	29,479.55	247.63	208.49CR	29,518.69	29,516.80
DEBT SERVICE					
801-1001 CLAIM ON CASH-DE	5.84	4.27	1.05CR	9.06	8.28
FUND 801 TOTAL	5.84	4.27	1.05CR	9.06	8.28
REPORT TOTALS	4,377,441.67	7,988,849.76	6,277,831.03CR	6,088,460.40	6,431,846.70

SELECTION CRITERIA

PRINT CURRENT

FUND: Exclude: 999
ACCOUNT TYPE: ALL CASH
TRANSACTION DATES: 10/31/2017 THRU 12/31/2017
PERIOD 13: EXCLUDE

PRINT OPTIONS

REPORT TYPE: SUMMARY
RECAP ONLY: YES
DESCRIPTIONS: NO

*** END OF REPORT ***

SELECTION CRITERIA

PRINT CURRENT

FUND: All
ACCOUNT TYPE: ALL CASH
TRANSACTION DATES: 10/01/2017 THRU 12/31/2017
PERIOD 13: EXCLUDE

PRINT OPTIONS

REPORT TYPE: SUMMARY
RECAP ONLY: YES
DESCRIPTIONS: NO

*** END OF REPORT ***

		BEGINNING BALANCE	TOTAL DEBITS	TOTAL CREDITS	ENDING BALANCE	AVERAGE DAILY BALANCE
JUVENILE PROBATION FUND						
140-1000	JUVENILE PROB CA	0.00	0.00	0.00	0.00	0.00
140-1001	CLAIM ON CASH-JU	15,643.64	16,799.32	75,908.76CR	43,465.80CR	15,397.16CR
140-1003	JPO RESTITUTION	0.00	80.00	80.00CR	0.00	2.61
140-1004	JPO-4-H ACTION F	0.00	0.00	0.00	0.00	0.00
	FUND 140 TOTAL	15,643.64	16,879.32	75,988.76CR	43,465.80CR	15,394.55CR
JPO-GRANT FUND						
141-1000	CASH-STAND ACCOU	0.00	0.00	0.00	0.00	0.00
141-1001	CLAIM ON CASH-ST	29,402.92CR	24,199.43	27,592.81CR	32,796.30CR	19,801.97CR
	FUND 141 TOTAL	29,402.92CR	24,199.43	27,592.81CR	32,796.30CR	19,801.97CR
TITLE IV-E FUND						
142-1000	IV-E CASH ACCOUN	54,558.99	287.57	1,251.00CR	53,595.56	54,032.92
142-1001	CLAIM ON CASH- I	0.00	0.00	0.00	0.00	0.00
	FUND 142 TOTAL	54,558.99	287.57	1,251.00CR	53,595.56	54,032.92
LAMB COUNTY 4-H ACTION						
143-1000	LAMB COUNTY 4H A	0.00	0.00	0.00	0.00	0.00
	FUND 143 TOTAL	0.00	0.00	0.00	0.00	0.00
JPO-STATE AID						
144-1001	CLAIM ON CASH-JP	3,589.91CR	64,001.00	45,711.57CR	14,699.52	13,279.44
	FUND 144 TOTAL	3,589.91CR	64,001.00	45,711.57CR	14,699.52	13,279.44
VCLG GRANT						
171-1001	CLAIM ON CASH-VC	9,669.10CR	13,246.31	8,550.18CR	4,972.97CR	7,906.02CR
	FUND 171 TOTAL	9,669.10CR	13,246.31	8,550.18CR	4,972.97CR	7,906.02CR
CSCD-BASIC SUPERVISION						
600-1000	CSCD CASH-AIM BA	0.00	0.00	0.00	0.00	0.00
600-1001	CLAIM ON CASH-CS	89,243.38	41,594.79	42,283.56CR	88,554.61	84,766.59
	FUND 600 TOTAL	89,243.38	41,594.79	42,283.56CR	88,554.61	84,766.59

	BEGINNING BALANCE	TOTAL DEBITS	TOTAL CREDITS	ENDING BALANCE	AVERAGE DAILY BALANCE
CSCD-CCP COMMUNITY CORRE 601-1001 CLAIM ON CASH-CS	6,583.66	8,383.00	7,924.32CR	7,042.34	4,817.19
FUND 601 TOTAL	6,583.66	8,383.00	7,924.32CR	7,042.34	4,817.19
CSCD-DP 603-1001 CLAIM ON CASH-DP	10,000.00	10,000.00	2,554.20CR	17,445.80	11,884.85
FUND 603 TOTAL	10,000.00	10,000.00	2,554.20CR	17,445.80	11,884.85
REPORT TOTALS	133,367.74	178,591.42	211,856.40CR	100,102.76	125,678.45

Investment Portfolio Pledged Securities
 AIM BANK
 LITTLEFIELD, TX

InTrader (pledged)
 Last : 09/30/2017
 As-of: 10/31/2017
 ZAIM 1018373

Sec ID	Ticket	Security Description Line 1	Security Description Line 2	Safekeeping Agent	Rate	Maturity	Grp	Original Face S & P	Par/Curr Face Moody	Priced Pledged	Book Value Market Value		
PLEGGED TO: lambc													
*LAMB COUNTY													
3138A7GY8	164039076	FNMA #AH5614		THE INDEPENDENT BANKERSBANK	3.5	02/01/2026	305	2,610,000.00	749,698.72	10/26/2017	771,528.85		
TIB	164038151	FNMA #AL4195		THE INDEPENDENT BANKERSBANK	3.5	06/01/2027	305	5,425,000.00	1,967,241.00	12/19/2014	2,020,671.97		
TIB	163004673	FNMA #AL7281		THE INDEPENDENT BANKERSBANK	3	09/01/2030	305	3,000,000.00	2,140,087.62	11/01/2016	2,041,110.39		
TIB	164029772	FNMA #AP7539		THE INDEPENDENT BANKERSBANK	3	09/01/2027	305	2,450,000.00	966,200.50	10/26/2017	2,192,013.57		
TIB	164024221	FNMA #890329		THE INDEPENDENT BANKERSBANK	4	04/01/2026	305	1,775,000.00	443,368.94	04/09/2013	470,710.46		
TIB	164024221	FNMA #MA0695		THE INDEPENDENT BANKERSBANK	4	04/01/2031	305	900,000.00	228,397.46	02/04/2013	246,097.63		
TIB	213001967	FNMA #MA1322		THE INDEPENDENT BANKERSBANK	3	01/01/2023	305	1,452,000.00	406,354.31	04/09/2014	411,401.86		
TIB	164039938	ALABAMA FED AID HWY FIN AUTH S		THE INDEPENDENT BANKERSBANK	5	09/01/2035	400	750,000.00 AAA	120/12016	10/26/2017	850,042.65		
TIB	163004787	REV BDS	2016	THE INDEPENDENT BANKERSBANK	5	02/15/2035	400	500,000.00 AAA	12/01/2016	10/26/2017	888,127.50		
018106KFO	204070344	ALLEN TX ISD CALL		THE INDEPENDENT BANKERSBANK	5	09/01/2032	400	610,000.00 AA	07/13/2016	10/26/2017	639,085.26		
TIB	204056765	HARRIS CO TX MUD #304 BQ CALL		THE INDEPENDENT BANKERSBANK	4	09/01/2032	400	610,000.00	1,000,000.00	10/26/2016	648,179.90		
TIB	158016054	FHMS KJ02 A2		THE INDEPENDENT BANKERSBANK	2.597	09/25/2020	800	852,062.57		05/02/2016	860,540.59		
TOTAL FOR PLEDGE ID lambc				Pledged: 11		Orig Face: 20,472,000.00		Current Face: 9,613,411.12		Market: 10,108,865.80		Book: 10,098,378.32	

The information contained herein, while believed to be reliable, is not guaranteed.
 For assistance please contact TIB Investment Portfolio (866) 308-4842.

Trusted.



Partner.

Investment Portfolio Pledged Securities
 AIM BANK
 LITTLEFIELD, TX

InTrader (pledged)
 Last : 10/31/2017
 As-of: 11/30/2017
 ZAIM 1018373

Sec ID	Ticket	Security Description Line 1	Rate	Maturity	Grp	Original Face S & P	Priced Pledged	Book Value
PLEGGED TO: Iambc								
*LAMB COUNTY								
3138A7GY8	164039076	FNMA #AL4195	3.5	02/01/2026	305	2,610,000.00	11/27/2017	754,561.62
3138ELV3	164038151	FNMA #AL4195	3.5	06/01/2027	305	5,425,000.00	07/08/2015	762,056.47
3138EQCT7	163004673	FNMA #AL7281	3	09/01/2030	305	1,905,392.32	11/21/2017	1,955,673.18
3138MBLV6	164029772	FNMA #AP7539	3	09/01/2027	305	3,000,000.00	11/01/2016	1,974,061.71
31410LEAG	164024221	FNMA #890329	4	04/01/2026	305	2,109,084.00	11/27/2017	2,195,484.68
31417YXZ5	213001967	FNMA #MA0695	4	04/01/2031	305	2,450,000.00	11/26/2013	2,160,163.10
31418APG7	164033938	FNMA #MA1322	3	01/01/2023	305	947,469.83	11/27/2017	991,390.22
010288AZ3	163004787	ALABAMA FED AID HWY FIN AUTH S	5	09/01/2035	400	1,775,000.00	11/27/2017	871,023.97
018106KF0	204070344	ALLEN TX ISD CALL	5	02/15/2035	400	434,858.95	11/27/2017	461,511.17
413951HZ0	204056765	HARRIS CO TX MUD #304 BQ CALL	4	09/01/2032	400	900,000.00	04/09/2013	456,541.86
3137BLVZ8	158016054	FHMS KJ02 A2	4	09/25/2020	800	224,218.26	02/04/2013	241,540.69
TIB			2.597			1,452,000.00	11/27/2017	237,083.27
TIB						390,013.08	04/09/2014	394,651.48
TIB						750,000.00	11/27/2017	398,860.58
TIB						500,000.00	12/01/2016	849,225.79
TIB						500,000.00	11/27/2017	886,282.50
TIB						500,000.00	12/01/2016	580,124.83
TIB						610,000.00	11/27/2017	584,190.00
TIB						610,000.00	07/13/2016	638,705.44
TIB						1,000,000.00	11/27/2017	646,654.90
TIB						805,905.99	05/02/2016	819,947.79
TIB								812,280.51
TOTAL FOR PLEDGE ID Iambc		Pledged: 11	Orig Face: 20,472,000.00	Current Face: 9,410,711.03	Market: 9,889,198.87	Book: 9,882,816.89		

The information contained herein, while believed to be reliable, is not guaranteed.
 For assistance please contact TIB Investment Portfolio (866) 308-4842.



Investment Portfolio Pledged Securities
 AIM BANK
 LITTLEFIELD, TX

InTrader (pledged)
 Last: 11/30/2017
 As-of: 12/31/2017
 2AIM 1018373

Sec ID	Ticket	Security Description Line 1	Rate	Safeguarding Agent	Maturity	Grp	Original Face S & P	Priced Pledged	Book Value Market Value
PLEGGED TO: Iambc									
*LAMB COUNTY									
3138A7GY8	164039076	FNMA #AH5614	3.5	THE INDEPENDENT BANKERSBANK	02/01/2026	305	2,610,000.00	12/27/2017	738,288.14
TIB	164039076	FNMA #AL4195	3.5	THE INDEPENDENT BANKERSBANK	06/01/2027	305	5,425,000.00	12/27/2017	742,357.83
3138E0CT7	163004673	FNMA #AL7281	3	THE INDEPENDENT BANKERSBANK	09/01/2030	305	2,084,561.55	11/01/2016	1,909,630.24
TIB	164029772	FNMA #AP7539	3	THE INDEPENDENT BANKERSBANK	09/01/2027	305	2,450,000.00	12/27/2017	2,168,475.88
TIB	164024221	FNMA #890329	4	THE INDEPENDENT BANKERSBANK	04/01/2026	305	1,775,000.00	12/27/2017	2,123,307.00
31417YXZ5	213001967	FNMA #MA0695	4	THE INDEPENDENT BANKERSBANK	04/01/2031	305	900,000.00	12/27/2017	975,333.62
TIB	164033938	FNMA #MA1322	3	THE INDEPENDENT BANKERSBANK	01/01/2023	305	377,887.15	04/09/2014	950,255.10
010268A23	163004787	ALABAMA FED AID HWY FIN AUTH S	5	THE INDEPENDENT BANKERSBANK	09/01/2035	400	750,000.00	12/27/2017	848,406.74
TIB	018106KFO	ALLEN TX ISD CALL	5	THE INDEPENDENT BANKERSBANK	02/15/2035	400	500,000.00	12/01/2016	892,170.00
TIB	204070344	GO	5	THE INDEPENDENT BANKERSBANK	09/01/2032	400	610,000.00	07/13/2016	579,399.58
413961HZ0	204056765	HARRIS CO TX MUD #304 BQ CALL	4	THE INDEPENDENT BANKERSBANK	09/01/2032	400	1,000,000.00	12/27/2017	586,620.00
TIB	3137BLVZ8	FHMS KJ02 A2	2.597	THE INDEPENDENT BANKERSBANK	09/25/2020	800	805,127.28	05/02/2016	638,324.64
TIB	158016054								648,472.70
									818,681.21
									808,461.31
TOTAL FOR PLEDGE ID Iambc									
		Pledged: 11	Orig Face: 20,472,000.00	Current Face: 9,278,941.52	Market: 9,725,662.06	Book: 9,740,178.25			

The information contained herein, while believed to be reliable, is not guaranteed.
 For assistance please contact TIB Investment Portfolio (866) 308-4842.

